


HELP PREVENT FIRES AT YOUR BUSINESS



90,000 NON-RESIDENTIAL
STRUCTURE FIRES EACH YEAR

\$9.5 BILLION

OF PROPERTY DAMAGE
OCCURRED IN NON-RESIDENTIAL
STRUCTURE FIRES FOR 2013

WHAT TIME?



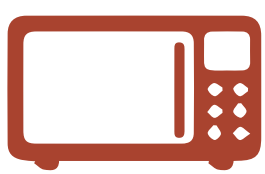
NOON TO 2 P.M.
PEAK HOURS



7 P.M. TO 7 A.M.
HIGHER %
PROPERTY DAMAGE

LEADING CAUSES OF BUSINESS STRUCTURE FIRES

SMALL APPLIANCES / COOKING



29%



ARSON

20%

ELECTRICAL DISTRIBUTION
AND LIGHTING EQUIPMENT



12%

HEATING EQUIPMENT



11%

SPRINKLER SYSTEMS



90% **ACTIVATED**

88% **EFFECTIVE**

PERCENTAGE OF TIME

TIPS FOR BUSINESS FIRE SAFETY



FIRE EXTINGUISHERS
ARE UP TO DATE



**TEST SMOKE
ALARMS
MONTHLY**




**SPRINKLER
HEADS**
ARE FREE FROM
OBSTRUCTION



EXIT DOORS
ARE CLEARLY
MARKED AND
ILLUMINATED



**ELECTRICAL
OUTLETS**
ARE FREE FROM
EXPOSED WIRES



**EMPLOYEES
TRAINED IN
FIRE SAFETY PLAN**



**FLAMMABLE
LIQUIDS**
ARE STORED
PROPERLY



**FIRE DRILLS
CONDUCTED
FREQUENTLY**